

PHEOS ALPINE

User manual

PHEOS ALPINE

working-at-height helmet

Subject to technical changes

BRIEF DESCRIPTION

INTENDED USE

The PHEOS alpine helmet is adapted to meet the special needs of persons who work at heights. It has been approved both in accordance with DIN EN 12492 of the climbing helmet norm and also according to EN 397 of the work helmet norm.

This means that you can use the helmet either as an industrial helmet or as a helmet when working at heights.

Any other use is deemed improper. The company BORNACK will not be liable for any resulting damage. This risk is borne solely by the user.

FUNCTION

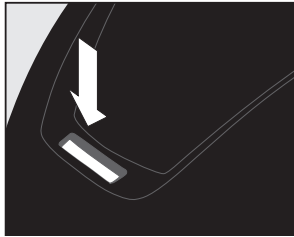
Work helmets protect against head injuries from falling objects or banging against the building in case of a fall.

EQUIPPED WITH

- Helmet shell made of acrylonitrile butadiene styrene (ABS)
- Height-adjustable 6-point textile straps
- Head band
- Adapter for ear protectors and visor
- Adapter for lamp
- Adapter for chin strap clip
- Removable straps

GENERA INFORMATION

- Temperature stable even at very low temperatures of up to -30 °C
- The following information is stated on the helmet: Production date (quarter/production year), manufacturer, head width, type designation, CE symbol, material used, number of the EN norm.
- The entire helmet can be disinfected with conventional detergents. If you have any questions, please contact BORNACK.
- According to the state of the art, it is recommended replacing thermoplastic helmets after 4-5 years (from the production date).
- Store the protective helmet at room temperature in dry rooms; avoid strong sunlight.
- Use the original packaging or a moisture-repellent packaging for transportation. All BORNACK work helmets have a types approval from a recognized testing body.
- Certified by INSEC International Ltd 56 Leslie Hough Way, Salford, Greater Manchester, M6 6AJ, UK.
Notified body number 0194.

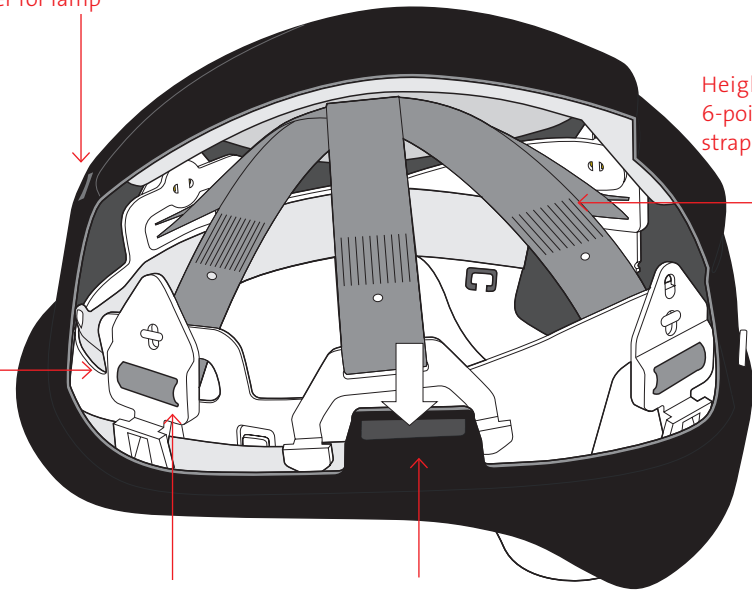


Adapter for lamp

Helmet shell

Height-adjustable
6-point textile
straps

Head
band



Attachment anchors for
6-point textile straps

Adapter for ear
protectors and visor

Adapter for
chin strap clip



SAFETY INFORMATION



Always test before use!



Always withdraw the helmet and do not use again after a heavy impact or knock, or if there is any visible damage.

- If even the slightest damage is detected on the PPE when tested before use, this PPE may no longer be used. A PPE component that is faulty may only be tested or repaired by a contract workshop of the company BORNACK.
- Changes to the helmet shell or the use of incorrect inner features impair the safety function of the PHEOS alpine helmet.

FUNCTION TEST

- Chip strap closes and locks into position.
- head width adapted

VISUAL INSPECTION

- Correct connection of the inner features and helmet shell
- Visible damage

PHEOS ALPINE IN USE

USE AS AN INDUSTRIAL HELMET

A Attach the permanently attached fork chin strap using the chin strap holder in the rear area of the inner shell of the helmet.

You can ensure that the helmet sits correctly by setting the head width properly. Then set the neck strap to the right size using the knob.

B You can also use the enclosed leather chin strap. To attach the chin strap, place the hooks into the designated T holders of the head band. These are on both sides of the head band.

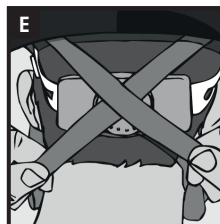
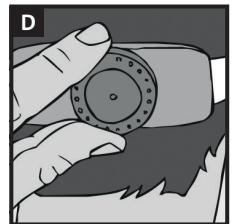
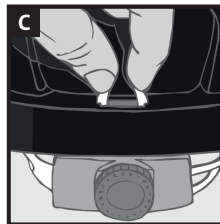
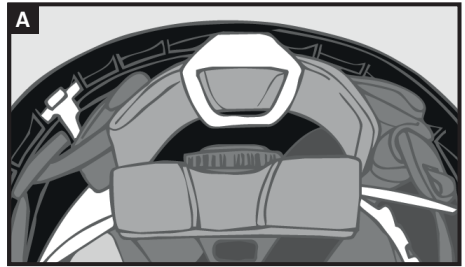
USE AS A HELMET FOR WORKING AT HEIGHTS / MOUNTAINEERING HELMET

C Release the rightly attached chin strap from the chin strap holder as shown in figure C.

D Set the helmet to your head size using the rear knob.

E Then position the chin strap and ensure that the rear straps lie cleanly across the rotary system.

Close the chin strap by clicking the buckle completely into the lock.





FALLSTOP

Safety equipment for securing and rescuing at heights and depths

SAFEPOINT

Permanently installed safety systems for architects and industry

BORNACK GmbH & Co.KG

Bustadt 39
74360 Ilsfeld
Germany

Tel +49 (0) 70 62 / 26 90 0-0
Fax +49 (0) 70 62 / 26 90 0-550
info@bornack.de
www.bornack.de

BORNACK Schweiz

Untere Brühlstr. 11
4800 Zofingen, AG
Swiss

Tel +41 (0) 62 / 886 30 40
info@bornack.ch
www.bornack.ch