



BLOCKSTOP BS IKA 1.8

User manual

BLOCKSTOP BS IKA 1.8

Retractable type fall arrester

Subject to technical changes

BRIEF DESCRIPTION

INTENDED USE

The retractable type fall arrester BLOCKSTOP BS IKA 1.8 is a PPE to prevent persons working at heights (e.g. on roofs, ladders, scaffolds or in shafts) from falling and is worn in combination with a full body harness acc. to EN 361. This equipment may only be used as intended.

Retractable type fall arresters may not be worn when working above bulk goods or other materials into which it is possible to sink.

Users of this equipment must be familiar with handling personal fall protective equipment and the risks of working at heights.

All other uses are deemed improper. The company BORNACK will not be liable for any ensuing damages. The user bears the sole risk.

EQUIPMENT

- High-quality aluminium casing
- 360° rotating D-ring
- Retractable harness-lanyard made of PES/Dyneema with safety hooks

USE

Securing and arresting persons working in cherry picker work cages.

GENERAL INFORMATION

- Use: max. 1 person.
- The dealer must ensure that the user manual is supplied in the language of the designated country. The respective translation must be authorised by BORNACK.

If you have any further questions about safe use of this PPE or other BORNACK services, such as:

- Risk analysis
- Rescue plans
- Training courses
- Expert inspections

please send your question to our e-mail hotline: hotline@bornack.de

BRIEF DESCRIPTION

APPROVAL

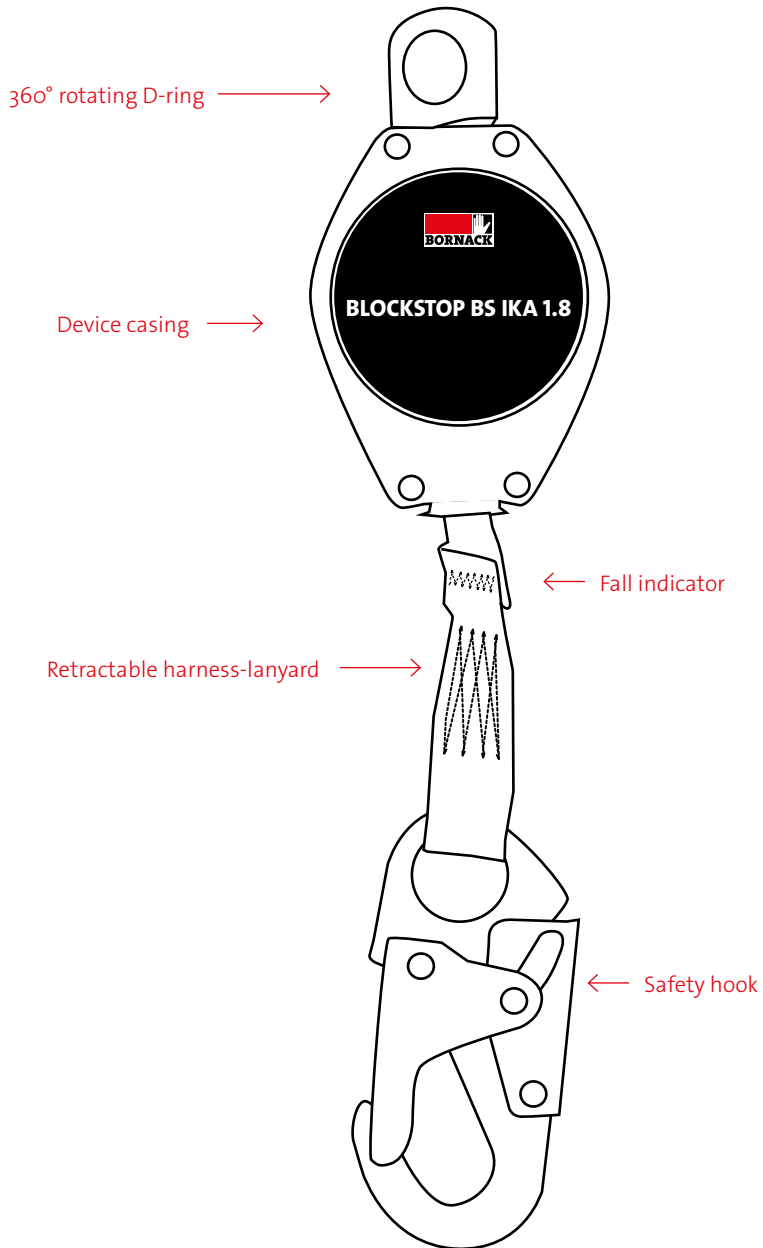
Type testing and production monitoring by:
Testing and certification office of the FA PSA

D-42781 Haan / Germany
CE 0299

Production monitoring certified by BO ISO
9001.

Supplementary product testing for ‚horizontal
use‘ and ‚loads over edges‘ (R= 0,5mm)

Manufacturer:
IKAR GmbH
Nobelstr. 2
D-36041 Fulda / Germany



BEFORE USING



Carry out a function test and visual inspection every time before use.

- The personal protective equipment (PPE) may no longer be used even in the case of very minor faults.
- In case of damage or malfunctions, the device must be withdrawn and returned to the manufacturer for inspection. Faulty PPE may only be tested and serviced in a workshop authorised by BORNACK.

VISUAL INSPECTION

- Check that the device is complete. Are all parts in place?
- Check for damage.
- Are all seams undamaged?
- Do textile components show signs of visible damage or can damage be felt?
- Fall indicator undamaged?
- Last expert inspection is not longer than 1 year ago.
- Identification is legible.

FUNCTION TEST

- Is the karabiner fastener and lock fully functional?
- HSG blocks when jerked out.
- Band winds up automatically. No slack rope is created.

BLOCKSTOP BS IKA 1.8 IN USE

VERTICAL USE

CAUTION RISK TO LIFE:

If this PPE is used as an arresting system (free fall is possible), a full body harness that conforms to EN 361 must always be used.



A Anchor points must be adequately strong, e.g. in compliance with EN 795.

CAUTION:

If the retractable type fall arrester is used on an anchor point of Class C acc. to DIN EN 795 with a horizontal moving guide, the deflection of the anchor equipment also needs to be taken into account when determining the necessary clear height below the user. Please refer to the information in the user manual of the anchor device.



B The device must be positioned as vertically as possible above the head of the secured person to rule out swinging in case of a fall. The attachment of the device must guarantee that the straps can still be adjusted if necessary.

C The clear height below the user must be 2m if attached above the user.

D After attaching the device to the anchor point, the end of the retractable lanyard (safety karabiner) of the BLOCKSTOP BS IKA 1.8 must be hooked into the rear D-ring of the full body harness or at the end of the rear D-ring extension.

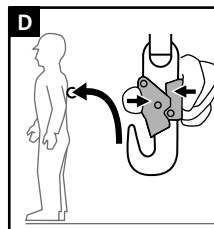
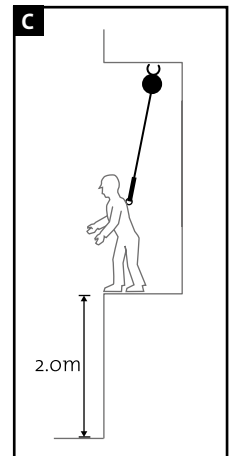
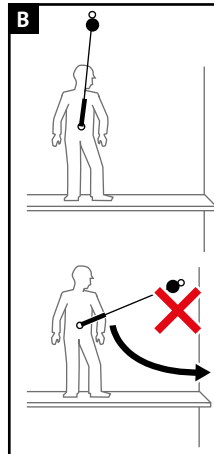
CAUTION:

If sand and dirt penetrate the device, this can impair its function and cause damage.



CAUTION:

Steps should be taken to ensure that no transverse loads are exerted onto the swivel anchor D-ring, e.g. via an edge.



BLOCKSTOP BS IKA1.8 IN USE

HORIZONTAL USE

The retractable type fall arrester BLOCKSTOP BS IKA 1.8 has also been tested successfully for horizontal use and a resulting simulated fall over the edge. The edge radius in the test was $r=0.5\text{mm}$. This test confirmed that the retractable type fall arrester BLOCKSTOP BS IKA 1.8 is suitable for use over similar edges, e.g. edges on rolled steel profiles, wooden benches or panelled rounded attics.

Regardless of this test, the following must always be taken into account, if used horizontally or at a gradient where there is a risk of falling over an edge.

CAUTION RISK TO LIFE:



If this PPE is used as an arresting system (free fall is possible), a full body harness that conforms to EN 361 must always be used.

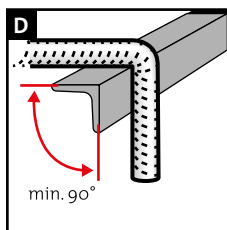
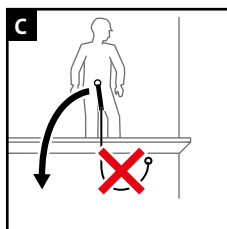
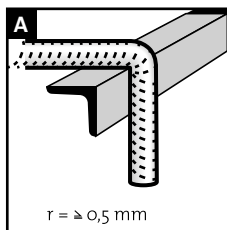
A Carry out a risk assessment:

- Is the fall edge $> 0.5\text{mm}$?
- Is the edge free of burr?
- If this is not the case, precautions should be taken:
 - Use a restraint system to rule out the possibility of a fall.
 - Attach suitable edge protection.

B B Anchor points must be adequately strong, e.g. in compliance with EN 795.

C C The anchor point must lie above the area where the user is standing.

D D The deflection on the edge must be at least 90° .



BLOCKST OP BS IKA 1.8 IN USE

E An adequate clearance of at least 3.90m below the edge should be provided.

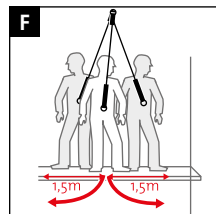
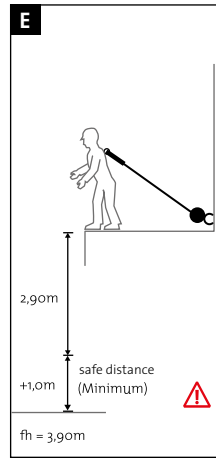
F To prevent a swinging fall, the work areas or lateral movements from the central axis to both sides should be restricted to max 1.50m respectively. In other cases, no single anchor points should be used, instead e.g. anchor devices of Class C (only if approved for joint use) or Class D acc. to DIN EN 795 should be used.

Note:

If the retractable type fall arrester is used on an anchor device acc. to DIN EN 795 with horizontal guide, the deflection of the anchor device also needs to be taken into account when determining the necessary clear height below the user. To this end, please observe the information in the user manual of the anchor device.

Note:

In the event of a fall over an edge, there is a risk of injury during arresting, if the user collides with parts of the building or construction. Special rescue measures must be defined and practiced for the event of a fall over an edge.



BLOCKSTOP BS IKA 1.8 IN USE

USE IN WORK CAGES ON ELEVATED WORK PLATFORMS

The retractable type fall arrester BLOCKSTOP BS IKA 1.8 serves to protect the user against falls when ejected (catapult-whiplash effect) in combination with a full body harness EN 361 in work cages on elevated work platforms equipped with suitable anchor points.

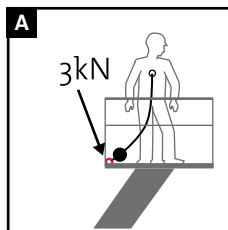
In principle, injuries to the user e.g. impact against the work cage or the boom of the elevated work platform cannot be ruled out when using the BLOCKSTOP BS IKA 1.8.

CAUTION:

Observe the user manual of the elevated work platform.



A Anchor points must be adequately strong, min. 3kN, and must be located at least 40cm below the handrail. If higher anchor points are used, the safety of the retractable type fall arrester is no longer guaranteed.

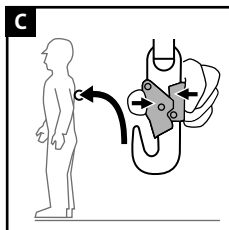


CAUTION RISK TO LIFE

If this personal protective equipment is used as an arresting system (free fall possible), a full body harness that complies to EN 361 must always be worn.



B Attach the HSG BLOCKSTOP BS IKA 1.8 with suitable connection elements (L:Max.110mm) acc. to EN 362 to the anchor point of the work cage.



CAUTION:

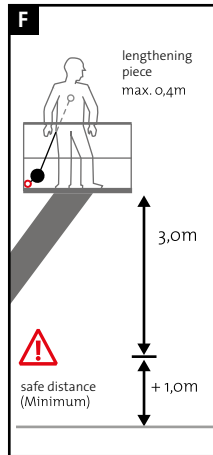
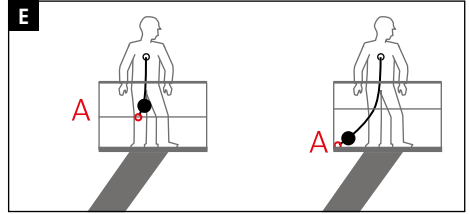
Steps should be taken to ensure that no transverse loads are exerted onto the swivel anchor D-ring.



C Attach the safety karabiners of the BLOCKSTOP BS IKA 1.8 to the rear D-ring of the full body harness or on the end of the rear D-ring extension (maximum allowed length = 40cm). It is prohibited to use an extension in combination with the sternal D-ring of the full body harness.

BLOCKST OP BS IKA 1.8 IN USE

- D** When selecting the D-ring on the full body harness and the anchor point in the work cage, ensure that the shortest connection is selected. It is not permitted to modify the system.
- E** When moving the elevated work platform, the connection between an anchor point at the front near the control panel (max. knee height or lower) and the sternal D-ring of the full body harness must be selected. Optionally, an anchor point at the rear and the rear D-ring on the full body harness without an extension can be selected.
- F** To ensure that the user does not collide with the ground or other parts in the vicinity if ejected, the clearance below the work cage if an extension is used (max. allowed length 0.4 m) must be 4 m.



SAFETY INSTRUCTIONS

THERE IS A RISK TO LIFE IF THESE SAFETY INSTRUCTIONS ARE NOT OBSERVED!

- The personal protective equipment (PPE) may no longer be used even in the case of very minor faults.
- Damaged, fall-stressed, dubious personal protective equipment or safety devices must be immediately withdrawn and not used. The equipment may only be inspected by an expert or a workshop authorised in writing by BORNACK. This must be documented in the test card.
- No independent changes or repairs may be carried out.
- The full body harness is part of the personal fall protection equipment and should be assigned to a specific person.
- The personal protective equipment may only be used by qualified staff that are familiar with the material. They must be proficient in handling the personal protective equipment and must have been briefed about the possible risks associated with its use.
- In accordance with the accident prevention guidelines (UVV), the users of fall protective equipment (Category III) must attend a theoretical training course and a practical training course. Make use of the training competence of the BORNACK training centres: hotline@bornack.de.
- Accessories from other manufacturers may only be used if approved by BORNACK and may not impair the function and safety of the protective equipment.
- Clothing and shoes must be suitable for the task at hand and the weather conditions.
- Only use the equipment if you are fully fit.
- Health impairments can jeopardise the safety of the user when working at heights or depths. This personal protective equipment has been tested and approved for use over edges. However extreme loads still represent a higher risk. BORNACK recommends using edge protection collars.
- If this personal protective equipment is used as an arresting system (free fall possible), a full body harness that complies to EN 361 must always be worn.
- Possible fall path if all required PPE components are used correctly: brake path fall arrester (max. 175 cm) + (if necessary reaction time HSG) + physical height (clear height of the PPE) + safety reserve 1 m
- Before using, ensure adequate clearance below the user to prevent impact on a protruding object or the ground.
- Protect personal protective equipment during storing, use and transportation against the effects of heat (e.g. welding flames or sparks, burning cigarettes) and chemicals (e.g. acids, alkalis, oils) and mechanical effects (e.g. sharp edges).
- Before starting work, the responsible person must draw up a plan of rescue measures that defines how to rescue casualties quickly and safely and ensures first aid measures. Casualties must be rescued within 10 to 30 minutes. BORNACK can help you draw up tailor-made rescue plans in specific training courses: hotline@bornack.de
- The local safety guidelines (e.g. in Germany, the guidelines issued by the professional associations BGR 198 and BGR 199) and the accident prevention guidelines for the specific industry (UVV) must be observed.
- Application temperature: -30 °C to +50 °C.
- Check compatibility with other PPE parts.

OTHER

REGULAR INSPECTIONS

- Depending on loads; however, retractable type fall arresters must be inspected by the manufacturer or persons trained or authorised by the manufacturer at least every twelve months. The result must be documented in the test card at the end of this user manual. The efficiency and durability of the retractable type fall arrester depends on the regular inspection.

MAINTENANCE

- Oil mobile parts on karabiners and other devices to ensure they run smoothly.
- Only the manufacturer is allowed to replace the tape. The expert is not authorised to repair or replace tapes.
- Maintenance may only be carried out by trained specialists. The instructions in the user manual must be strictly observed.
- Protective equipment that is well looked after will last longer!

CLEANING

- The retractable strap lanyard is made of PES/ Dyneema. Therefore, it may only be cleaned with soapy water, never with thinning agents etc.
- Clean soiled textile components (e.g. arrester harnesses and ropes) with lukewarm water and a little detergent for delicates. Then rinse thoroughly and allow them to dry in the air. No other cleaning agents may be used!
- If the personal protective equipment comes into contact with saltwater, keep it wet until it can be rinsed with distilled water.

- Wipe and clean dirty devices with a cloth, brush and clean with luke warm water and a mild detergent, then rinse with clean water. No other detergents may be used.
- If necessary, blow dry with compressed air.

LIFE SPAN

Maximum usage period after being used for the first time

- Securing device with textile lanyards up to 10 years.
- Intensive use and/or under extreme operating conditions, such as sharp edges, chemical influences etc. will reduce the usage period for reasons of safety. The company owner must ensure this in a risk analysis of the workplace.
- The company owner must ensure compliance with the maximum deadlines by documenting first-time commissioning in the checklist.
- The test card at the end of this user manual must be presented during the regular expert inspections and completed by the expert.

STORAGE

- Dry damp personal protective equipment before storing.
- Store away from light in a dry place.
- Do not store personal protective equipment close to radiators. Permanent temperatures of over +50 °C have a negative impact on the strength of the textile material and will reduce the life span.
- Do not allow personal protective equipment to come into contact with aggressive substances (e.g. oils, grease, acids, chemicals).
- Store the personal protective equipment in the device case or device bag.

OTHER

TRANSPORT

- Transport the personal protective equipment in the device case or device bag.

MAINTENANCE

- For reasons of liability, repairs may only be carried out by the manufacturer or authorised workshops.
- Only original spare parts from the manufacturer may be used.

PRODUCT IDENTIFICATION

You will find the following information on the PPE:

BORNACK
www.bornack.de

Höhsicherungsgerät
Typ BLOCKSTOP BS IKA 1.8

Date **CE 0299**
Serial number **EN 360**

No **max. 30°** **max.**

Attach the safety hook of the BLOCKSTOP BS IKA 1.8 to the rear D-ring

Select an anchor point 40 cm below the hand-rail

Do not select an anchor point below where the user is standing

max. number of users

Select an anchor point vertically above head

Types designation

Production date

Serial number

Manufacturer contact data

CE symbol

EN standard

Pictogram

Read user manual



TEST CARD

FOR ANNUAL MONITORING

The test card must be completed in full by the expert during the annual inspection.

This test card does not claim to cover all test criteria and does not relieve the expert from his decision about the overall condition.

Type product name: _____

Manufactured on: _____

Serial no.: _____

Purchase date: _____

Date of first use: _____

Life span at the latest: _____

	Date	Signature	Next inspection	Reason for inspection
Year 1				
Year 2				
Year 3				
Year 4				
Year 5				
Year 6				
Year 7				
Year 8				
Year 9				
Year 10				

TEST CARD

FOR ANNUAL MONITORING

Please complete:

× √

	Year 1	Year 2	Year 3	Year 4	Year 5	Year 6	Year 7	Year 8	Year 9	Year 10
Brake setting										
Tape not damaged										
Catch responds										
Spring retraction										
Karabiner										
Response length with 35kg										
Tape retraction										
Legible label										
Instructions available										
Fall indicator not damaged										
OK										
Blocked										

_____ Date

_____ Signature



FALLSTOP

Safety equipment for securing and rescuing at heights and depths

SAFEPOINT

Permanently installed safety systems for architects and industry

BORNACK GmbH & Co.KG

Bustadt 39
74360 Ilsfeld
Germany

Tel +49 (0) 70 62 / 26 90 0-0
Fax +49 (0) 70 62 / 26 90 0-550
info@bornack.de
www.bornack.de

BORNACK Schweiz

Oholten 7
5703 Seon, AG
Swiss

Tel +41 (0) 62 / 886 30 40
Fax +41 (0) 62 / 886 30 41
info@bornack.ch
www.bornack.ch