

# BFD ROPE03

## User Manual

CE 0511

EN 354:2010, EN 355:2002, CNB/P/11.074, BFD ROPE Y03 also CNB/P/11.063

# BFD ROPE03, BFD ROPE Y03

## Tape energy absorber with a lanyard

Subject to technical changes

---

### BRIEF DESCRIPTION

---

#### INTENDED USE

The tape energy absorber with the lanyard BFD ROPE03 and BFD ROPEY03 is part of personal protective equipment (PPE) of category III to prevent falls from heights. The tape energy absorber with a lanyard is attached to an adequately strong attachment point and a full body harness according to EN 361. They only serve to secure a person against a fall, e.g. when working on scaffolds, platforms, roofs, steel constructions etc.

This equipment may only be used by persons familiar with personal fall prevention equipment and the risks associated with working in areas where there is a risk of falling.

In combination with other PPE, ensure that the entire length of the connection between persons and the attachment point does not exceed 2.0 m (including the energy absorber, lanyard and connecting elements).

- Maximum number of users: 1 person
- Maximum user weight including clothing and equipment: 100 kg
- Minimum user weight including clothing and equipment: 50 kg
- Application temperature: -30 °C to +60 °C

**All other uses are deemed improper. The company BORNACK will not be liable for any ensuing damages. The user bears the sole risk.**

#### FUNCTION

After a fall, the energy tape absorber regulates the intensity of the fall impact and absorbs this to maximum 6 kN.

---

## BRIEF DESCRIPTION

---

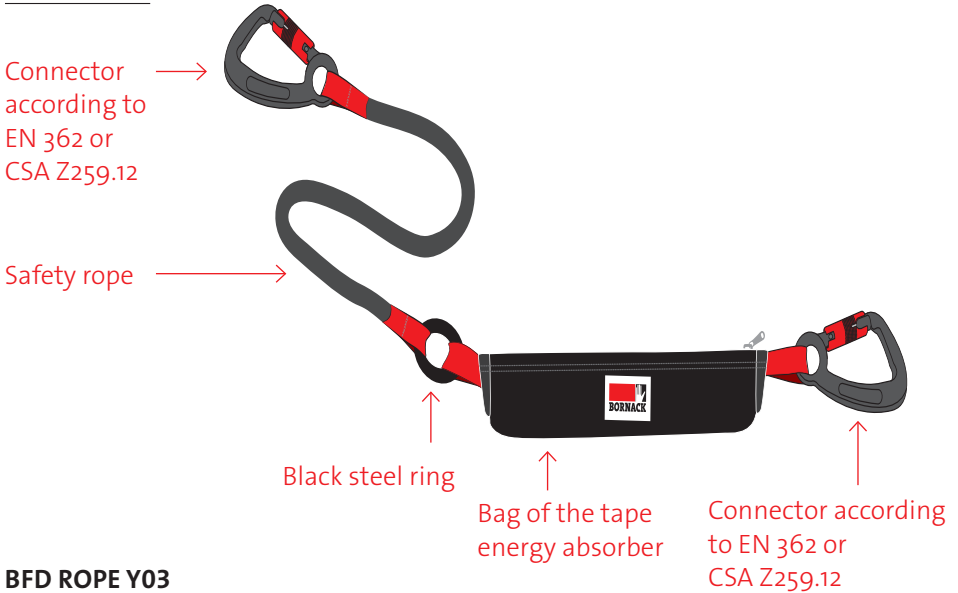
### EQUIPMENT

- Tape energy absorber according to EN 355 made of polyester and polyamide
- Black steel ring
- Safety rope made of polyamide
- Connectors according to EN 362 or CSA Z259.12 made of aluminium or steel

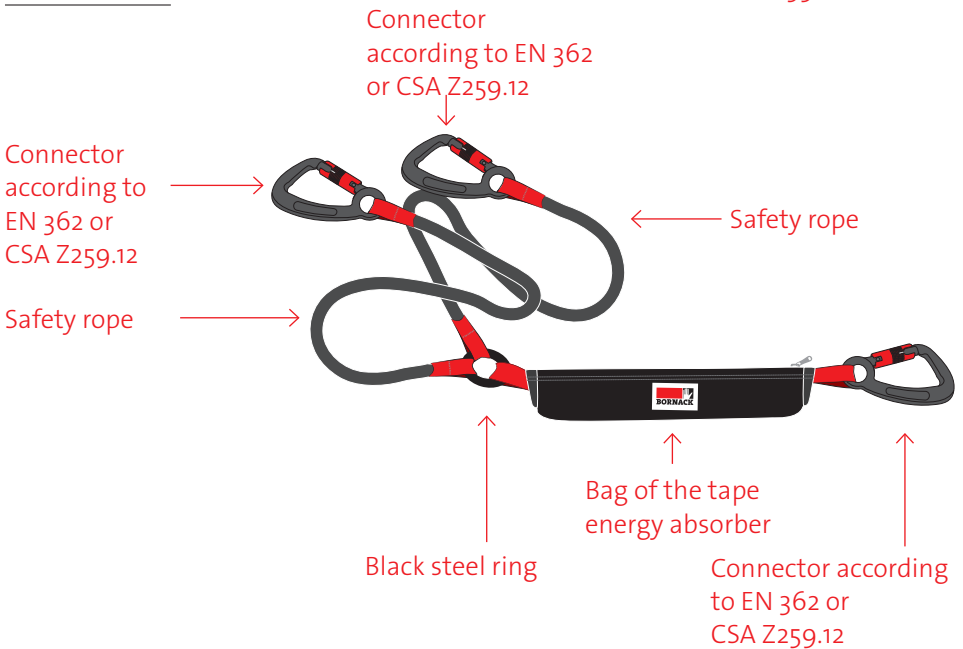
### USE

- Arresting
- Reduction of the fall impact after a fall
- Retention

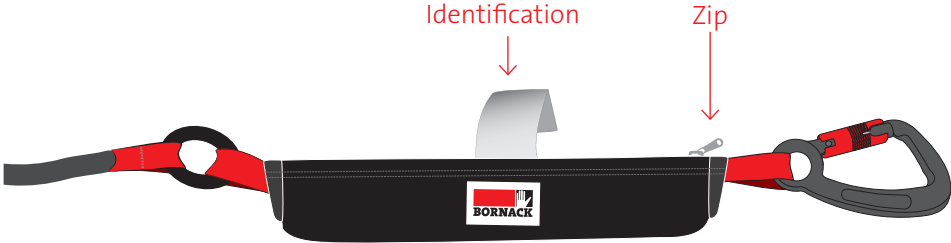
**BFD ROPE03**



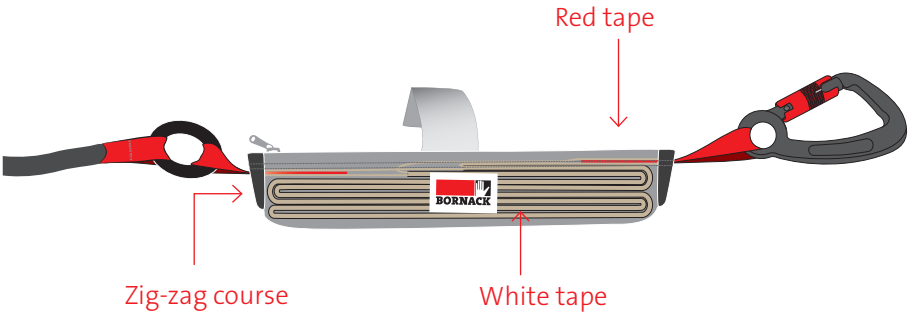
**BFD ROPE Y03**



**IDENTIFICATION IN THE BAG**



**TAPE COURSE INSIDE THE BAG**



---

## INFORMATION BEFORE USE

---



### Always check every time before use!

- The personal protective equipment (PPE) may no longer be used even in the case of very minor faults, or if there is any doubt about safe use.
- Faulty PPE components may only be tested or repaired by BORNACK or in a workshop authorised in writing by BORNACK.
- Regular inspections are essential because the safety of the user depends on the efficiency and durability of the PPE.
- The user must have completely read and understood the User Manual before use.

### VISUAL INSPECTION

- Tape energy absorber with a lanyard complete and flawless.
- There are no visible signs of damage to the safety rope nor can faults be felt with the hands. Seams are undamaged.
- Black steel ring undamaged.
- Connecting elements without damage.
- Safety seams of the tape energy absorber are undamaged.
- Product identification legible.
- The last inspection by an expert was carried out within the past 12 months.

### ATTENTION:



The tape energy absorber must be immediately withdrawn from use after a fall load. An expert decides about the re-release according to DGUV Principle 312-906 after an in-depth inspection based on their technical expertise. Only use with the written approval of the expert.

### FUNCTION TEST


- Fasteners of the connecting elements and their locks are functional.

---

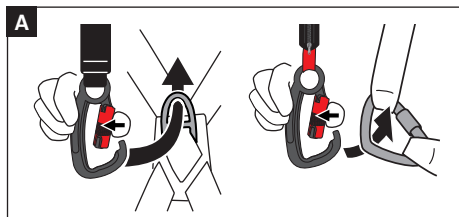
## BFD ROPE03 IN USE


---

### ATTACHMENT TO THE FULL BODY HARNESS

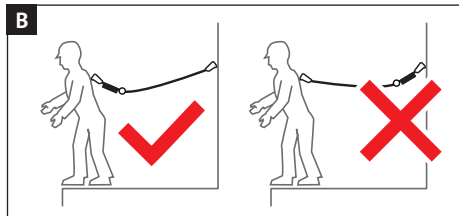
Observe the User Manual of the full body harness acc. to EN 361. 

**A** Hook the connector of the energy absorber into the front or rear D-ring of the full body harness marked with A.



Observe the User Manual of the connector. 

**B** The energy absorber always needs to be attached to the full body harness and not to the attachment point. Otherwise, the energy absorbing function of the energy absorber could be compromised.



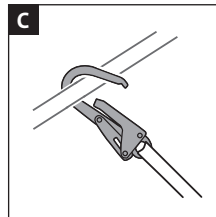
---

## BFD ROPE03 IN USE

---

### ATTACHMENT TO THE ANCHOR POINT

**C** Attach the lanyard to the anchor point.

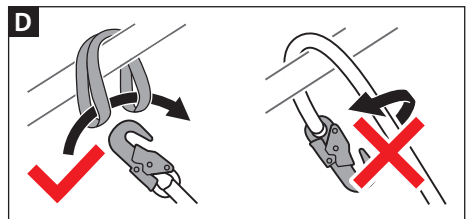


**CAUTION: RISK TO LIFE!**



Anchor points must be adequately strong (observe 12 kN according to EN 795 and/or DGUV Regulation 112-198)!

**D** Protect the connector against shearing forces (bending). If necessary, create an attachment point with a tape sling (e.g. PROTEC S).

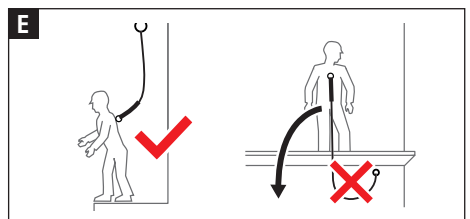


**CAUTION: RISK TO LIFE!**



BFD ROPE03 and BFD ROPE Yo3 may not be used in a noose or cow hitch! Instead, create an attachment point with a tape sling (e.g. PROTEC S)!

Read the User Manual of the connectors.



**E** If possible, select an attachment point vertically above the work point.

**CAUTION: RISK TO LIFE!**



When selecting the attachment point, always minimise the fall height and/or the free fall!



## BFD ROPE03 IN USE

### APPLICATION

**F** Only use energy absorber so that it can assume the fall absorbing function in case of a fall.

**G** If the safety rope is wrapped around a part for anchoring, the connector of the safety rope may only be hooked into the black steel ring.

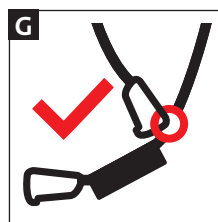
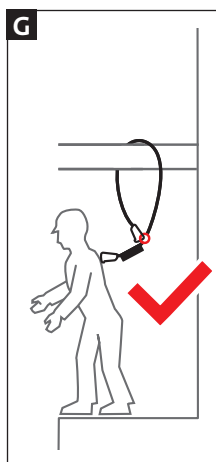
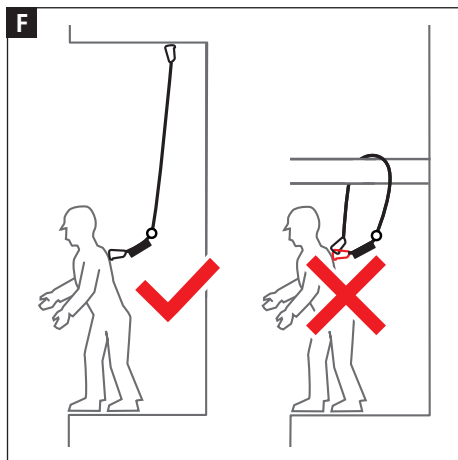
**CAUTION: RISK TO LIFE!**

All other hook points are dangerous and can lead to falls!



**ATTENTION:**

The part needs to be checked first to ensure that its surface is suitable for this application, e.g. it has no sharp edges.

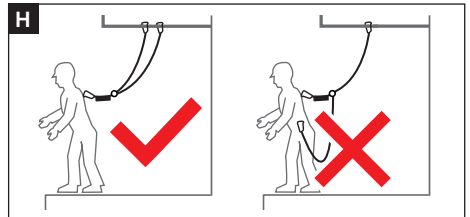


---

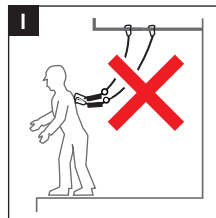
## BFD ROPE03 IN USE

---

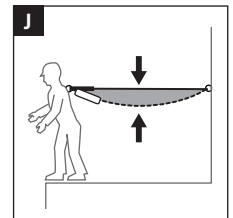
**H** When using the BFD ROPE Yo3, always ensure that both strands are hooked to the anchor point. Never hook the free strand into the full body harness.



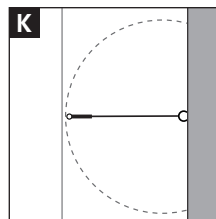
**I** Two separate BFD ROPE03 tape energy absorbers with lanyards may not be used in parallel.



**J** Avoid slack rope. Slack rope extends the fall path.



**K** When working on the fall edge, select the tape energy absorber with a lanyard that is long enough so that the user can just reach the fall edge but cannot fall.



## BFD ROPE03 IN USE

L Ensure adequate space below the edge.

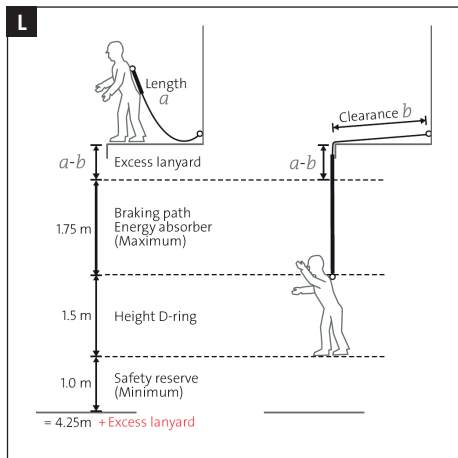
### CAUTION: RISK TO LIFE!



The excess lanyard is the difference between the lanyard length  $a$  (incl. energy absorber end connections and connectors) and the distance between the anchor point and fall edge  $b$  and needs to be calculated into the required space!

Example calculation:

When attaching a 2.0 m long lanyard ( $a = 2.0$  m) directly on the fall edge ( $b = 0$  m) there is 6.25 m required space.



---

## BFD ROPE03 IN USE

---

### SPECIAL INFORMATION FOR HORIZONTAL USE

The tape energy absorber with a lanyard BFD ROPE03 and BFD ROPE03 have also been tested successfully according to CNB/P/11.074 for horizontal use and a resulting simulated fall over the edge. A burr-free steel rod with an edge radius  $r = 0.5 \text{ mm}$  was used. Based on this test, BFD ROPE03 and BFD ROPE Y03 are suitable for use on similar edges, for instance on rolled steel profiles or parapet panels. Regardless of this test, if the device is used horizontally or at an incline where there is a risk of falling over an edge, the following information and additional instructions in this User Manual also need to be taken into account.

#### ATTENTION:



Also check the following in the risk assessment:

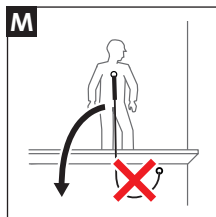
- Is the radius of the fall edge greater than 0.5 mm?
- Is the edge burr-free?

If this is not the case, precautions should be taken:

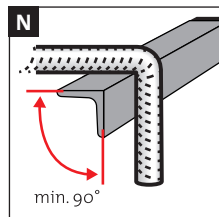
- Use a retention system to rule out a fall.
- Attach a suitable edge protection.
- Contact the manufacturer.

## BFD ROPE03 IN USE

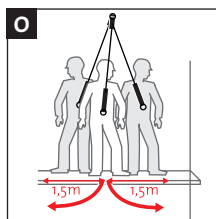
**M** The anchor point must lie above where the person is standing. It may not lie below where the user is standing.



**N** The deflection at the edge must be at least 90°.



**O** To prevent swinging after a fall, the work areas or side movements from the middle axles on both sides must be limited to max. 1.5 m. In other cases, no individual attachment points should be used, instead e.g. attachment devices of the types C (only if approved for joint use) or D according to EN 795 should be used.



### CAUTION: RISK TO LIFE!



If BFD ROPE03 and BFD ROPE Y03 are used with an attachment device in compliance with EN 795-C, the movement of the attachment device needs to also be taken into account when calculating the required free space below the edge!

### ATTENTION:



When falling over an edge there is a risk of injury during the fall by banging into the building or parts of the construction.

### ATTENTION:



In the event of a fall over an edge, special measures need to be defined and practised.

Observe the User Manual of the anchor equipment.



---

## BFD ROPE03 IN USE

---

### COMBINATION

When combining this product with other parts, there is a risk of mutual impairment with respect to the function and safety. Compatibility must be assessed during the risk analysis. Only combine with personal protective equipment that bears a CE symbol. If you have any questions about compatibility or you require help with the risk analyses, feel free to contact BORNACK.

#### ATTENTION:



In combination with other PPE, ensure that the entire length of the connection between persons and the attachment point does not exceed 2.0 m (including the energy absorber, lanyard and connecting elements).

---

## SAFETY REGULATIONS

---

### **There is a risk to life if these safety instructions are not observed!**

- The personal protective equipment (PPE) may no longer be used even in the case of very minor faults.
- Damaged, fall-stressed or dubious personal protective equipment or safety devices must be immediately withdrawn and not used. The equipment may only be inspected by an expert in compliance with DGUV (German Social Accident Insurance) principle 312-906, by BORNACK or by a workshop authorised in writing by BORNACK. This must be documented in the test card.
- Independent modifications or repairs are not allowed.
- Rope protection is part of the personal fall prevention equipment and should be assigned to a specific person.
- The personal protective equipment may only be used by qualified staff that are familiar with the material. They must be proficient in handling the personal protective equipment and must have been briefed about the possible risks associated with its use.
- In accordance with the accident prevention guidelines (UVV), the users of personal protective equipment against falls (Category III) must attend a theoretical training course and a practical training course. Make use of the training competence of the BORNACK training centres: [info@bornack.de](mailto:info@bornack.de)
- Clothing and shoes must be suitable for the task at hand and the weather conditions.
- Only use if fully fit and healthy.
- Health impairments can jeopardise the safety of the user when working at heights or depths.
- If this PPE is used as an arrester system (free fall is possible), only full body harnesses that comply with EN 361 may be used.
- Calculation of the possible fall path if all necessary PPE components are used correctly: (if necessary braking path HSG) + surplus lanyard (situation-dependent) + braking path energy absorber (max. 1.75 m) + height of D-ring (1.5 m) + safety reserve 1.0 m.
- Before use, ensure adequate clearance below the user to prevent impact on a protruding object or the ground.
- Protect personal protective equipment during storing, use and transportation against the effects of heat (e.g. welding flames or sparks, burning cigarettes) and chemicals (e.g. acids, alkalis, oils) and mechanical impact (e.g. sharp edges).

---

## SAFETY REGULATIONS

---

- Textile components and plastic parts may not be labelled because markers can contain solvents that have a negative effect on the strength of the PPE.
- The combinability and protective effect of the PPE must be checked for each hazard situation (risk assessment).
- If a casualty hangs motionless in a full body harness for a longer time, blood cannot flow back from the legs and/or the flow may be interrupted. This can lead to a suspension trauma, a circulatory shock with serious to fatal consequences.
- Before starting work, the responsible person must draw up a plan of rescue measures that defines how to rescue casualties quickly and safely and ensures first aid measures. Casualties must be rescued within 20 minutes. BORNACK can help you draw up tailor-made rescue concepts and includes these in the necessary training courses.
- The local safety guidelines (e.g. in Germany, the DGUV Regulations 112-198 and 112-199 issued by the professional associations) and the accident prevention guidelines for the specific industry (UVV) must be observed.
- The bag of the tape energy absorber may only be used for the designated purpose of storing the tapes of the tape energy absorber. No other parts that were not in the bag with the product may be placed in the bag.

E-mail hotline: [info@bornack.de](mailto:info@bornack.de)



---

## OTHER

---

### APPROVAL:

Complies with the Regulation (EU) 2016/425 for PPE.

EU type testing (Module B) and production monitoring (Module C2) by:

General Accident Insurance Fund Technical Safety Testing Body  
Adalbert-Stifter-Str. 65, A-1200 Wien  
CE 0511

Quality management system certified to ISO 9001:2015.

Production monitoring by notified office in accordance with Category III.

Supplementary product inspections:

- 'Horizontal use' and 'load over edge' ( $r = 0.5 \text{ mm}$ ) acc. to CNB/P/11.074.
- BFD ROPE Y03 also: CNB/P/11.063 (special test for tape energy absorber with a Y-lanyard).

### REGULAR INSPECTIONS

- This personal protective equipment must be inspected at least once a year by an expert in compliance with DGUV Principle 312-906. The result must be documented in the test card at the end of this User Manual.
- If the tapes of the tape energy absorber have been removed from the bag for inspection, ensure when they are returned that they are stowed correctly (see page 5) to prevent malfunctions.

### SALES

The dealer must ensure that the User Manual is supplied in the language of the designated country. The respective translation must be authorised by BORNACK.

---

## OTHER

---

### SERVICE

If you have any further questions about this PPE or other BORNACK services, such as:

- Risk analyses
- Rescue concepts
- Training courses
- Expert inspections
- Technical inspections
- Maintenance + inspections

please contact our e-mail hotline: [info@bornack.de](mailto:info@bornack.de)

We will be happy to help!

### MAINTENANCE

- If necessary, apply a small amount of oil on the joints so that the moving parts of the karabiner and other devices run smoothly. If possible, use precision mechanics oil. Ensure that the oil does not come into contact with textile PPE components.
- Maintenance may only be carried out by a qualified expert in compliance with DGUV Principle 312-906. All instructions in this User Manual must be strictly observed.
- Protective equipment that is clean and well looked after will last longer!

### CLEANING

- Dry damp personal protective equipment in the air, not on artificial heat sources. Dry metal components with cloths.
- Brush off the soiled tape energy absorber bag or wipe with a wet cloth. Then allow to dry in the air.
- The safety rope, but not the tape energy absorber, may be washed with lukewarm water and a delicates detergent. Then rinse carefully and allow to dry in the air. The safety rope may only be cleaned if the tape energy absorber does not come into contact with the delicates detergent through the washing process.
- Other cleaning methods not described here are not allowed.
- If disinfection is necessary, please contact the e-mail hotline: [info@bornack.de](mailto:info@bornack.de)
- If the personal protective equipment comes into contact with salt-water, keep it wet until it can be rinsed with plenty of distilled water.

---

## OTHER

---

### LIFE SPAN

The following recommendation applies for the use of the BFD ROPEo3 and BFD ROPE Yo3:

**Maximum usage period after being used for the first time:** 8 years

In ideal storage conditions and annual inspections, the product may be stored for up to 3 more years before it is used for the first time without impacting on the stated maximum usage period. Every further year in storage reduces the final maximum allowed usage period by 1 year.

Metal parts are not subject to age-related life span deadlines. The expert makes a decision based on his technical expertise and the latest version of the standard.

For reasons of safety, intensive use and/or extreme application conditions such as sharp edges, chemical influences, UV radiation etc. will reduce the usage period. The company owner needs to take this into account in the workplace risk analysis.

If the BFD ROPEo3 and BFD ROPE Yo3 are wrapped around parts for anchoring, more wear can be expected.

The company owner must ensure compliance with the maximum usage period by documenting first-time use in the test card.

The test card at the end of this User Manual must be presented during the regular expert inspections and be completed by an expert.

For more details, please visit [www.bornack.de](http://www.bornack.de).

---

## OTHER

---

### REPAIRS

- For reasons of liability, repairs may only be carried out by BORNACK or in a workshop authorised in writing by BORNACK.
- Only original spare parts from the manufacturer may be used.

### STORAGE

- Dry wet PPE **before** storage.
- Store in a dry place away from direct sunlight.
- Do not store PPE near radiators. Permanent exposure to temperatures below 0 °C or above +50 °C has a negative impact on the strength of the textile material and shortens the life span.
- Do not allow PPE to come into contact with aggressive substances (e.g. oils, grease, acids, chemicals). Precision mechanics oils may be applied to moving metallic parts during maintenance. Always ensure that textile PPE components do not come into contact with the oil.
- Do not store personal protective equipment close to aggressive substances (see above) because even the vapours of aggressive substances can have a negative effect on the strength of the PPE.
- Protected storage in the device case or device bag.

### TRANSPORT

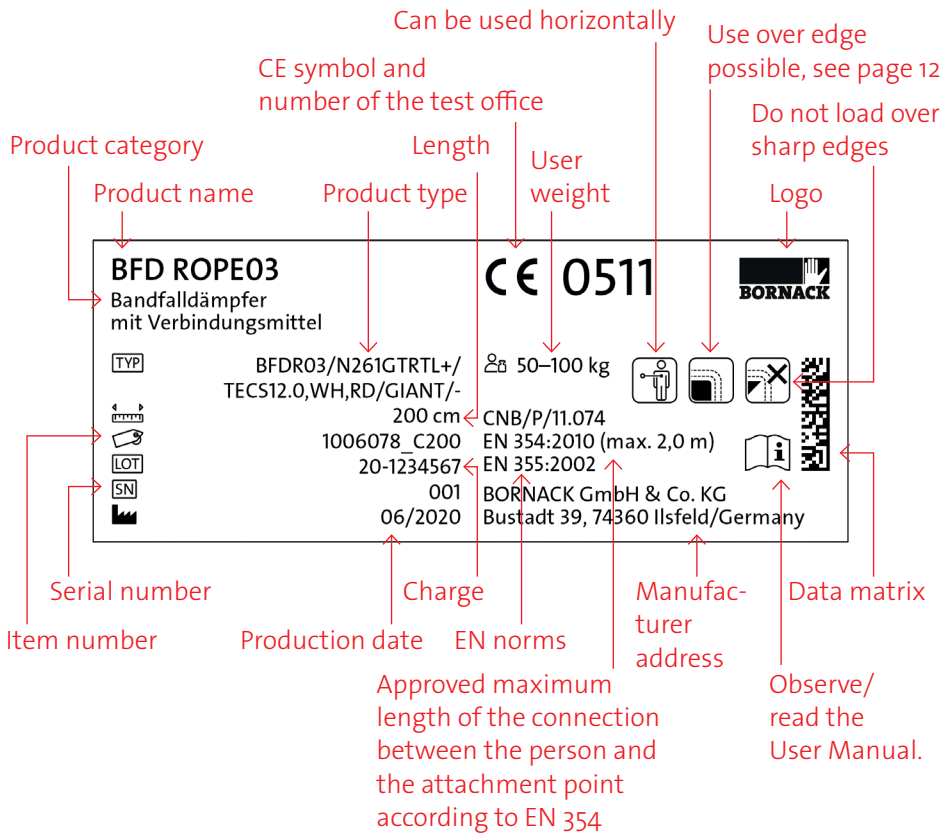
- Protected transport in the device case or device bag.

OTHER

**PRODUCT IDENTIFICATION**

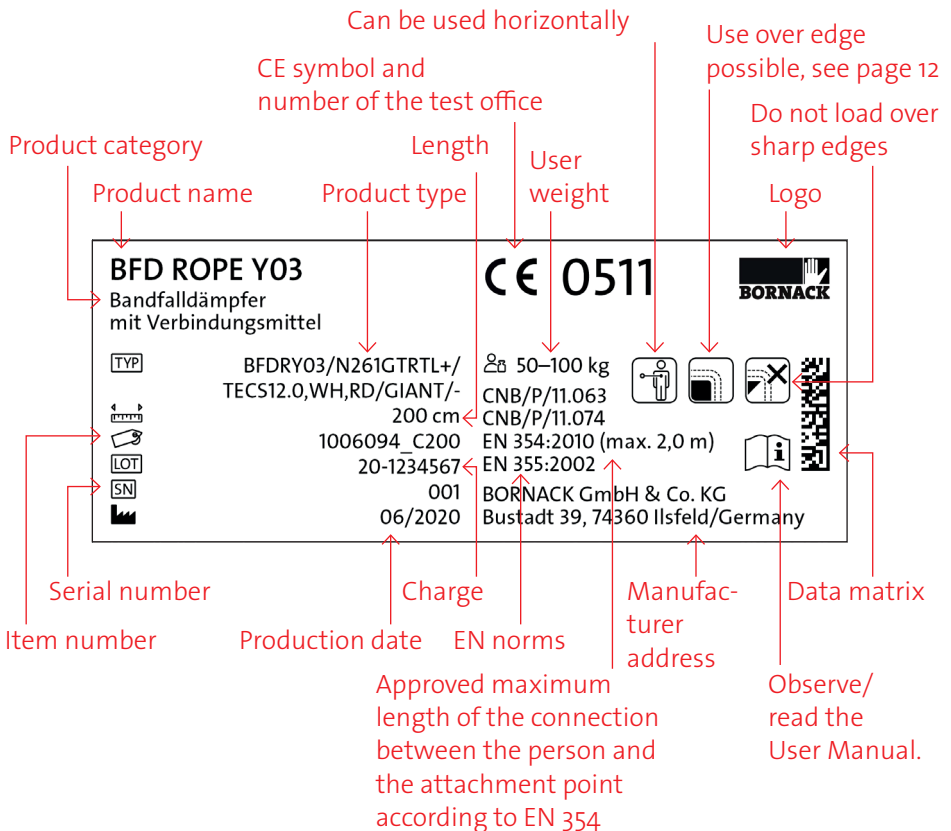
The following identification is on the product:

**Identification BFD ROPE03:**



## OTHER

### Identification BFD ROPE Y03:



---

## EU DECLARATION OF CONFORMITY

---



### EU Declaration of Conformity

The manufacturer or his authorised representative established within the EU

BORNACK GmbH & Co. KG  
Bustadt 39  
74360 Ilsfeld  
Germany

hereby declares that the following personal protective equipment

Lanyard with Energy absorber  
**BFD ROPE03**

- is in conformity with the relevant harmonisation legislation according to Annex V (Module B) of the Regulation (EU) 2016/425 on personal protective equipment according to Article 19 (category III PPE) and is examined to **EN 354:2010** **EN 355:2002** **PPE-R/11.074**

- is identical to the PPE that is the object of the **EU type-examination certificate No. 2020-5623**

issued by

Allgemeine Unfallversicherungsanstalt  
Sicherheitstechnische Prüfstelle  
Adalbert-Stifter-Str. 65  
A-1200 Wien  
Austria  
CE 0511

- is subject to the assessment of conformity to type, based on internal production control plus supervised product checks according to Module C2 of the Regulation (EU) 2016/425 for personal protective equipment (category III PPE), monitored by the notified body

TÜV SÜD Product Service GmbH  
Zertifizierstelle  
Ridlerstraße 64  
80339 München  
Germany  
CE 0123

16 March 2021

BORNACK GmbH & Co. KG

A handwritten signature in black ink, appearing to read "U. Bornack".

Ulrike Bornack  
Managing Director

---

## EU DECLARATION OF CONFORMITY

---



### EU Declaration of Conformity

The manufacturer or his authorised representative established within the EU

BORNACK GmbH & Co. KG  
Bustadt 39  
74360 Ilsfeld  
Germany

hereby declares that the following personal protective equipment

Lanyard with Energy absorber  
**BFD ROPE Y03**

- is in conformity with the relevant harmonisation legislation according to Annex V (Module B) of the Regulation (EU) 2016/425 on personal protective equipment according to Article 19 (category III PPE) and is examined to  
**EN 354:2010** **EN 355:2002** **PPE-R/11.063**  
**PPE-R/11.074**
- is identical to the PPE that is the object of the  
**EU type-examination certificate**  
**No. 2020-5619**

issued by

Allgemeine Unfallversicherungsanstalt  
Sicherheitstechnische Prüfstelle  
Adalbert-Stifter-Str. 65  
A-1200 Wien  
Austria  
CE 0511

- is subject to the assessment of conformity to type, based on internal production control plus supervised product checks according to Module C2 of the Regulation (EU) 2016/425 for personal protective equipment (category III PPE), monitored by the notified body

TÜV SÜD Product Service GmbH  
Zertifizierstelle  
Ridlerstraße 64  
80339 München  
Germany  
CE 0123

16 March 2021

BORNACK GmbH & Co. KG



Ulrike Bornack  
Managing Director



# TEST CARD

## FOR ANNUAL MONITORING

The test list must be completed in full by the expert during the annual inspection.

This test list does not claim to cover all test criteria and does not relieve the expert from his decision about the overall condition.

Type: \_\_\_\_\_

Production date: \_\_\_\_\_

Charge: \_\_\_\_\_ Serial no.: \_\_\_\_\_

Purchase date: \_\_\_\_\_

Date of first Use: \_\_\_\_\_

Maximum life span until: \_\_\_\_\_

	Date	Signature	Next inspection	Reason for inspection
Year 1				
Year 2				
Year 3				
Year 4				
Year 5				
Year 6				
Year 7				
Year 8				

# TEST CARD

## FOR ANNUAL MONITORING

Please complete:

×	√
---	---

Year	1st	2nd	3rd	4th	5th	6th	7th	8th
Tape energy absorber with a lanyard complete?								
Safety rope(s) undamaged?								
Rope end connections undamaged?								
Connectors and their fastener locks undamaged?								
Black steel ring undamaged?								
Bag of the tape energy absorber undamaged?								
Zip undamaged?								
Two red loops of the tape energy absorber undamaged?								
Tape energy absorber not ripped?								

Continued on the next page

# TEST CARD

## FOR ANNUAL MONITORING

Please complete:  ×  √

Year	1st	2nd	3rd	4th	5th	6th	7th	8th
No foreign bodies in the tape energy absorber bag?								
Are the tapes (see page 5 below) stowed in a bag in a zigzag form and are they undamaged?								
Seam patterns of the tape energy absorber undamaged?								
Energy-absorbing weaving of the tape undamaged?								
Identification legible?								
User Manual available?								
<b>OK</b>								
<b>Blocked</b>								



### **FALLSTOP**

Safety equipment for securing and rescuing at heights and depths

### **SAFEPOINT**

Planning and assembly of stationary securing systems

**BORNACK GmbH & Co. KG**

Bustadt 39  
74360 Ilsfeld  
Germany

Tel + 49 (0) 70 62 / 26 90 0-0  
Fax + 49 (0) 70 62 / 26 90 0-550  
info@bornack.de  
www.bornack.de

© BORNACK – Subject to technical changes  
Reprinting or duplication, even of excerpts, is only permitted  
with written consent  
Status: 05/2021 GAL Art.-No. 8000189\_EN anh

